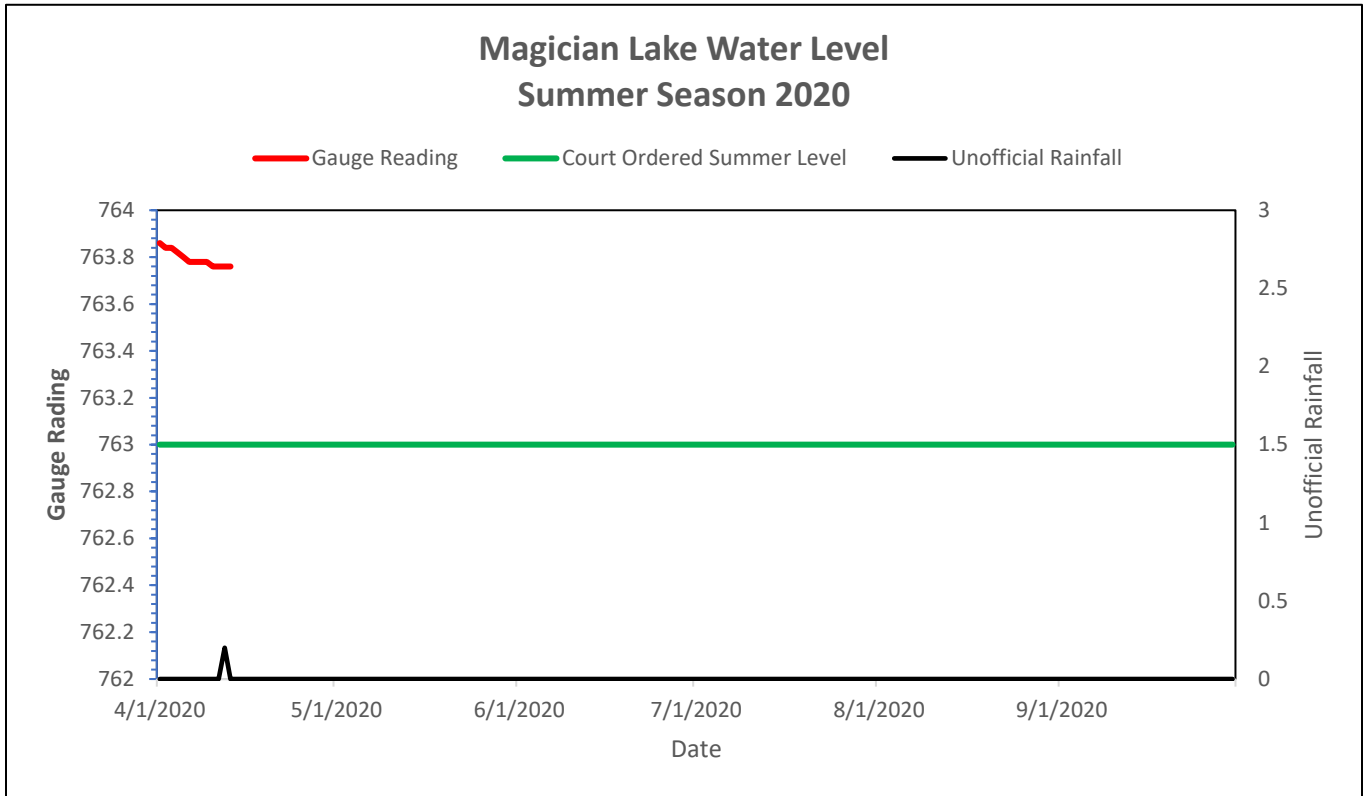


2020 Summer Season

	Actual Reading	Difference from Summer Level in feet	Difference in inches
Maximum	763.84	0.84	10.08
Minimum	763.78	0.78	9.36
Average	763.81	0.81	9.7
Number of Days at or below court ordered level of 763	0	Unofficial rainfall (Summer only)	0

Last time at summer level Aug. 19 2014

Last time board was lowered, 1st of April, 2015 for 4 days

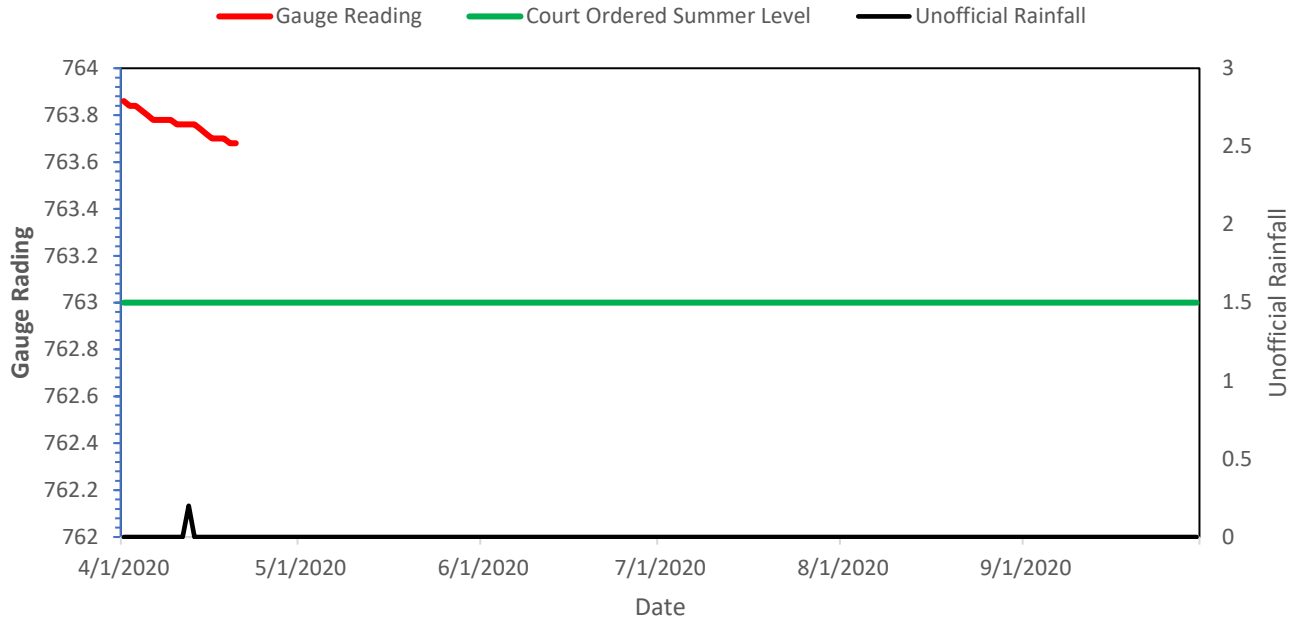


**20120 Summer Season**

	Actual Reading	Difference from Summer Level in feet	Difference in inches
Maximum	763.84	0.84	10.08
Minimum	763.76	0.76	9.12
Average	763.78	0.78	9.4
Number of Days at or below court ordered level of 763	0	Unofficial rainfall (Summer only)	0.2

Last time at summer level Aug. 19 2014  
 Last time board was lowered, 1st of April, 2015 for 4 days

### Magician Lake Water Level Summer Season 2020

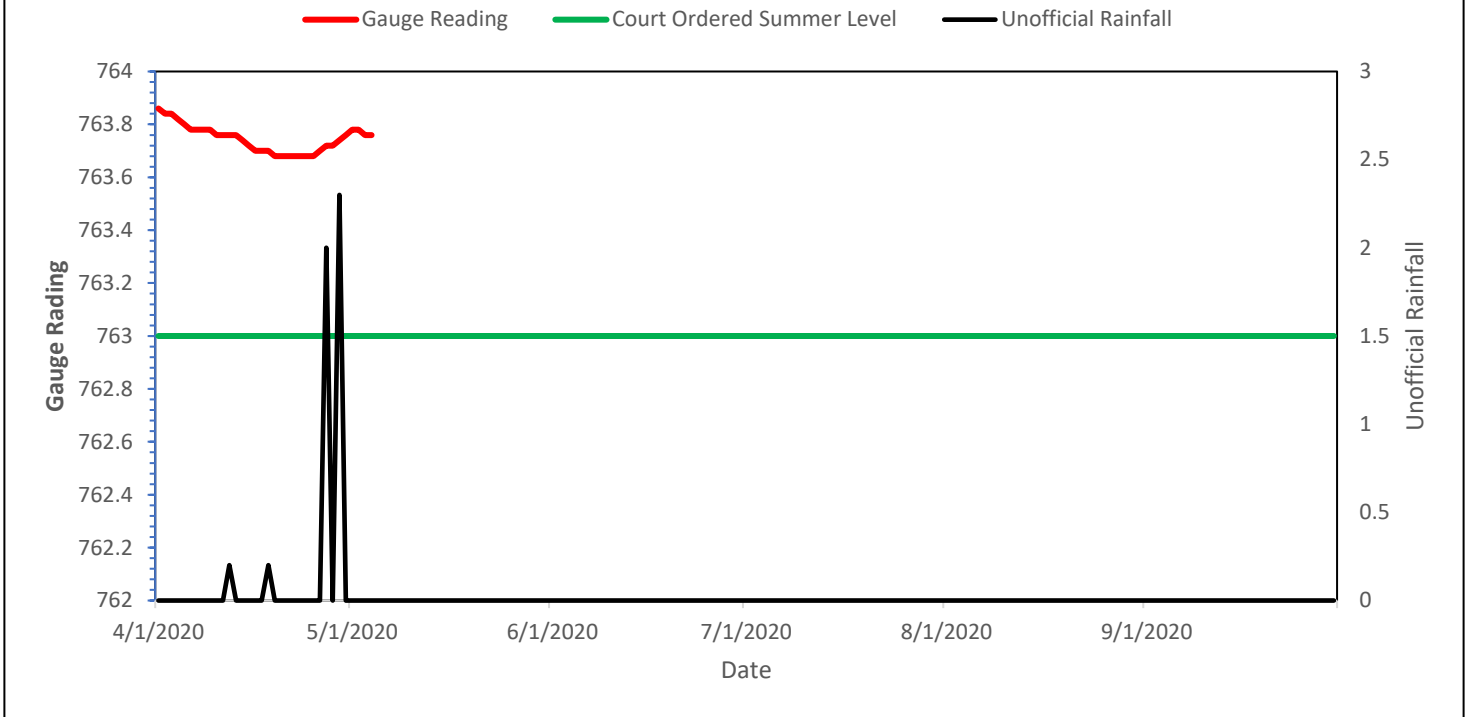


**2020 Summer Season**

	Actual Reading	Difference from Summer Level in feet	Difference in inches
Maximum	763.84	0.84	10.08
Minimum	763.68	0.68	8.16
Average	763.75	0.75	9.0
Number of Days at or below court ordered level of 763	0	Unofficial rainfall (Summer only)	0.2

Last time at summer level Aug. 19 2014  
 Last time board was lowered, 1st of April, 2015 for 4 days

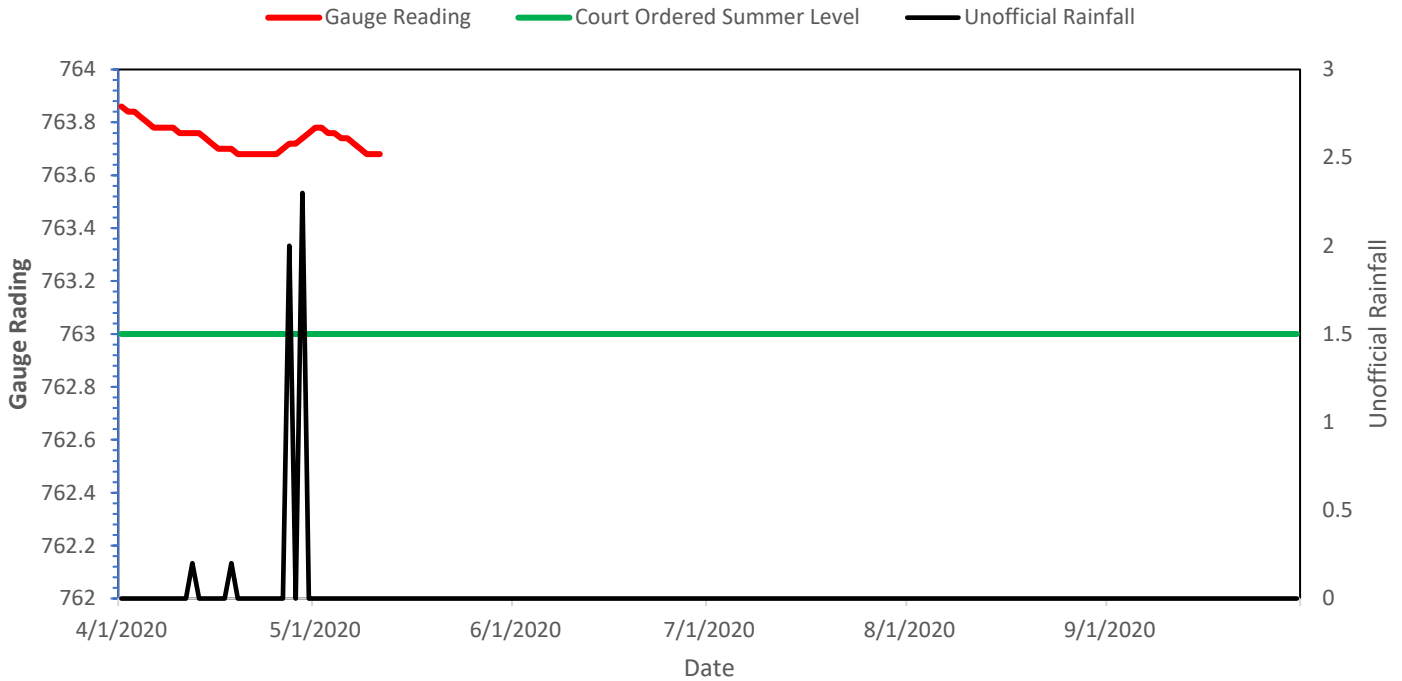
## Magician Lake Water Level Summer Season 2020



<u>2020 Summer Season</u>	Actual Reading	Difference from Summer Level in feet	Difference in inches
Maximum	763.84	0.84	10.08
Minimum	763.68	0.68	8.16
Average	763.74	0.74	8.9
Number of Days at or below court ordered level of 763	0	Unofficial rainfall (Summer only)	4.7

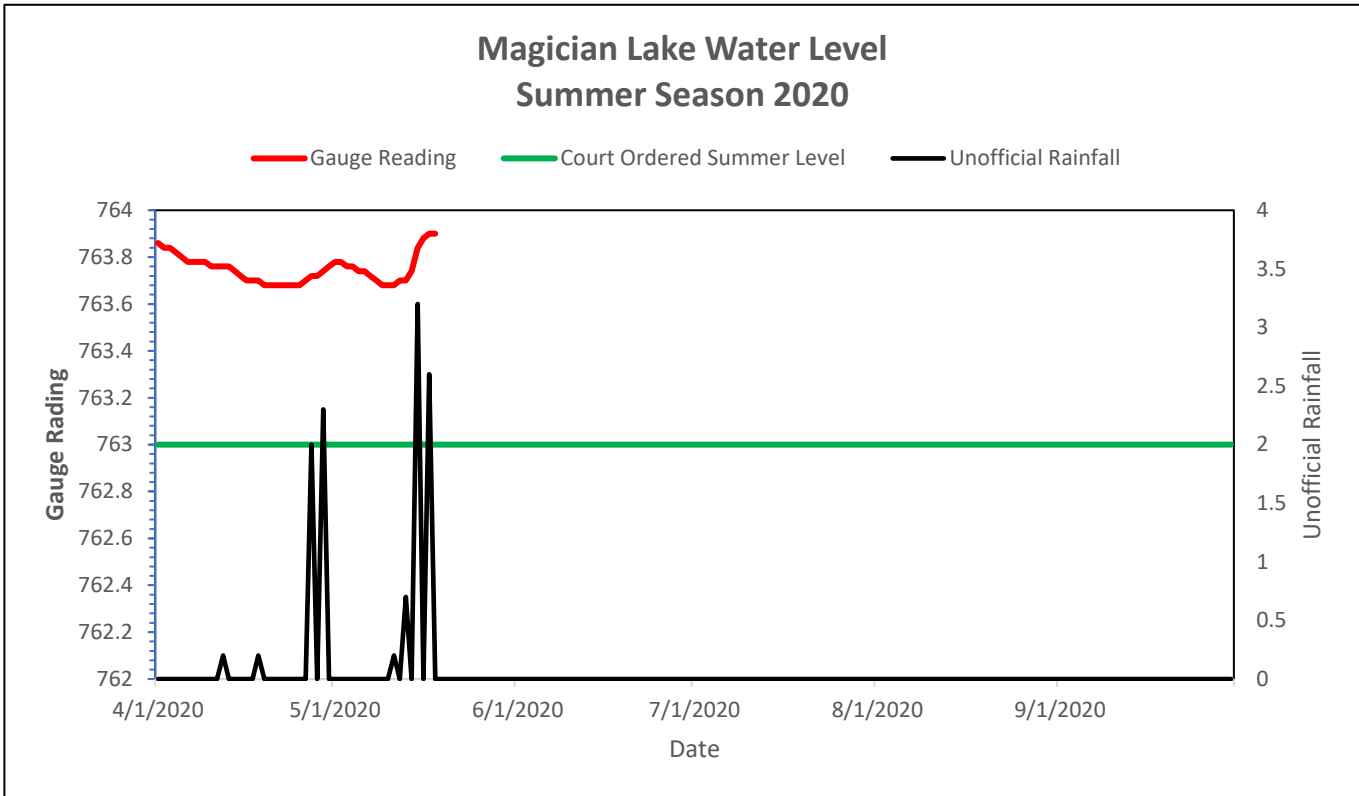
Last time at summer level Aug. 19 2014  
 Last time board was lowered, 1st of April, 2015 for 4 days

## Magician Lake Water Level Summer Season 2020



<u>2020 Summer Season</u>	Actual Reading	Difference from Summer Level in feet	Difference in inches
Maximum	763.84	0.84	10.08
Minimum	763.68	0.68	8.16
Average	763.73	0.73	8.8
Number of Days at or below court ordered level of 763	0	Unofficial rainfall (Summer only)	4.7

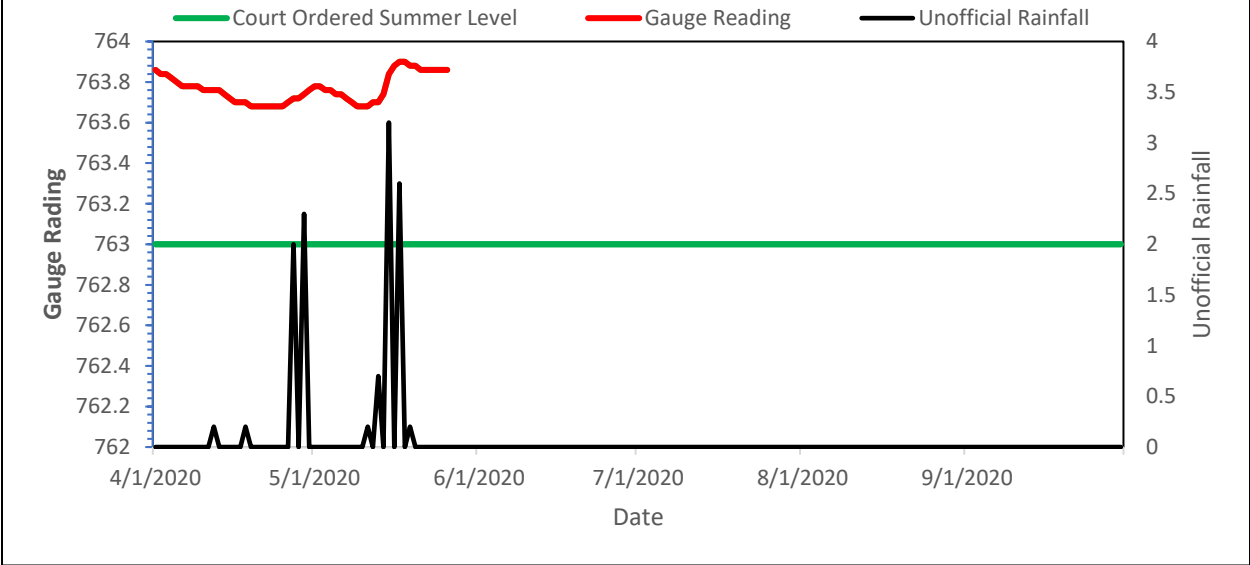
Last time at summer level Aug. 19 2014  
 Last time board was lowered, 1st of April, 2015 for 4 days



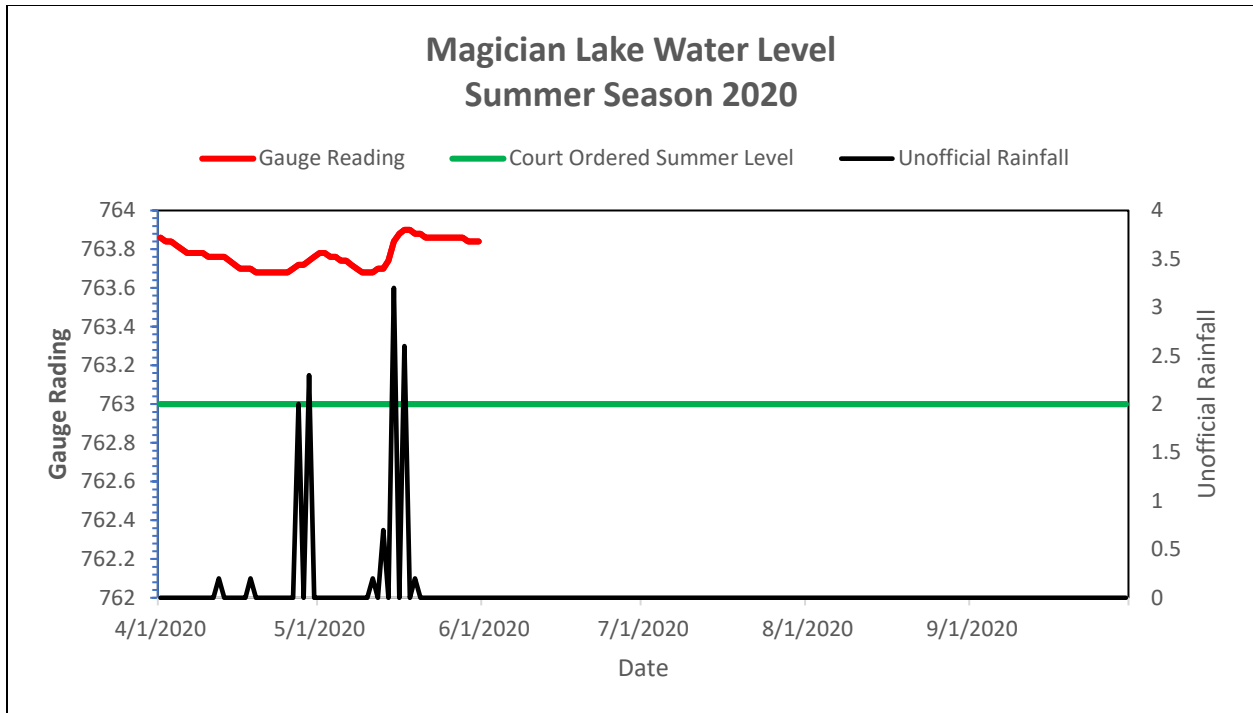
<b><u>2020 Summer Season</u></b>	<b>Actual Reading</b>	<b>Difference from Summer Level in feet</b>	<b>Difference in inches</b>
Maximum	763.9	0.9	10.8
Minimum	763.68	0.68	8.16
Average	763.74	0.74	8.9
Number of Days at or below court ordered level of 763	0	Unofficial rainfall (Summer only)	11.4

Last time at summer level Aug. 19 2014  
 Last time board was lowered, 1st of April, 2015 for 4 days

### Magician Lake Water Level Summer Season 2020



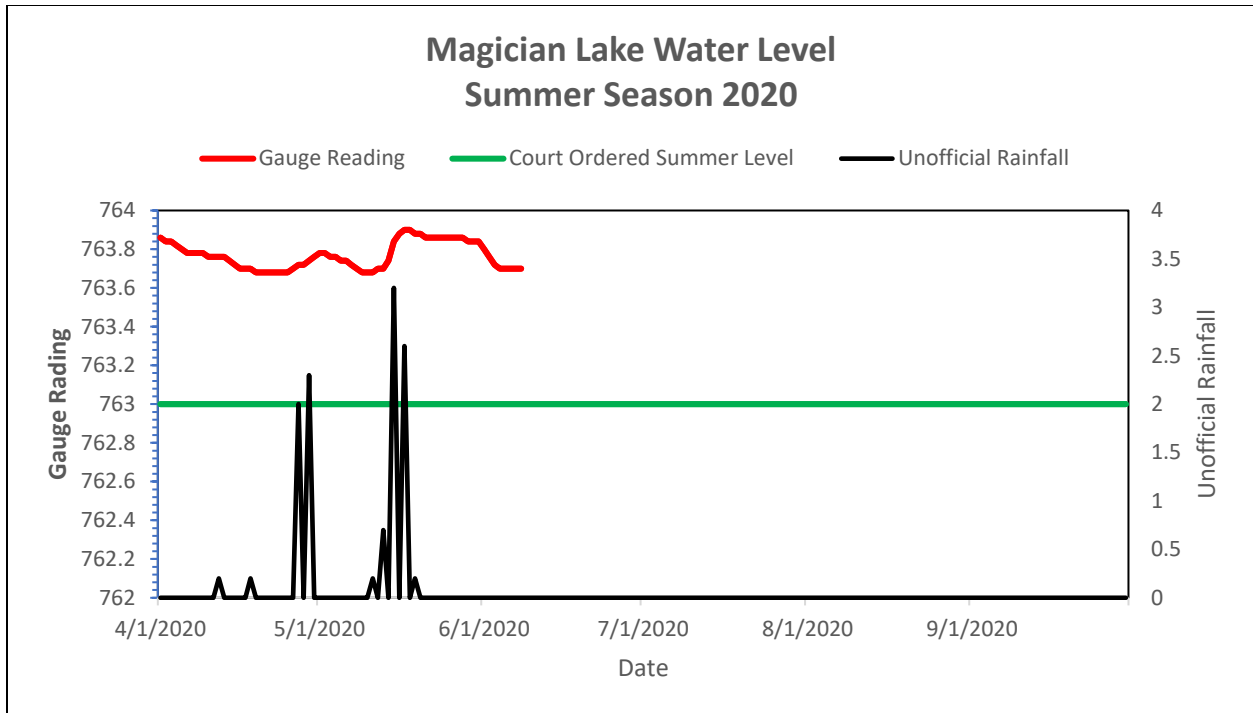
<b><u>2020 Summer Season</u></b>	Actual Reading	Difference from Summer Level in feet	Difference in inches
Maximum	763.9	0.9	10.8
Minimum	763.68	0.68	8.16
Average	763.76	0.76	9.2
Number of Days at or below court ordered level of 763	0	Unofficial rainfall (Summer only)	11.6



<u>2020 Summer Season</u>	Actual Reading	Difference from Summer Level in feet	Difference in inches
Maximum	763.9	0.9	10.8
Minimum	763.68	0.68	8.16
Average	763.77	0.77	9.2
Number of Days at or below court ordered level of 763	0	Unofficial rainfall (Summer only)	11.6

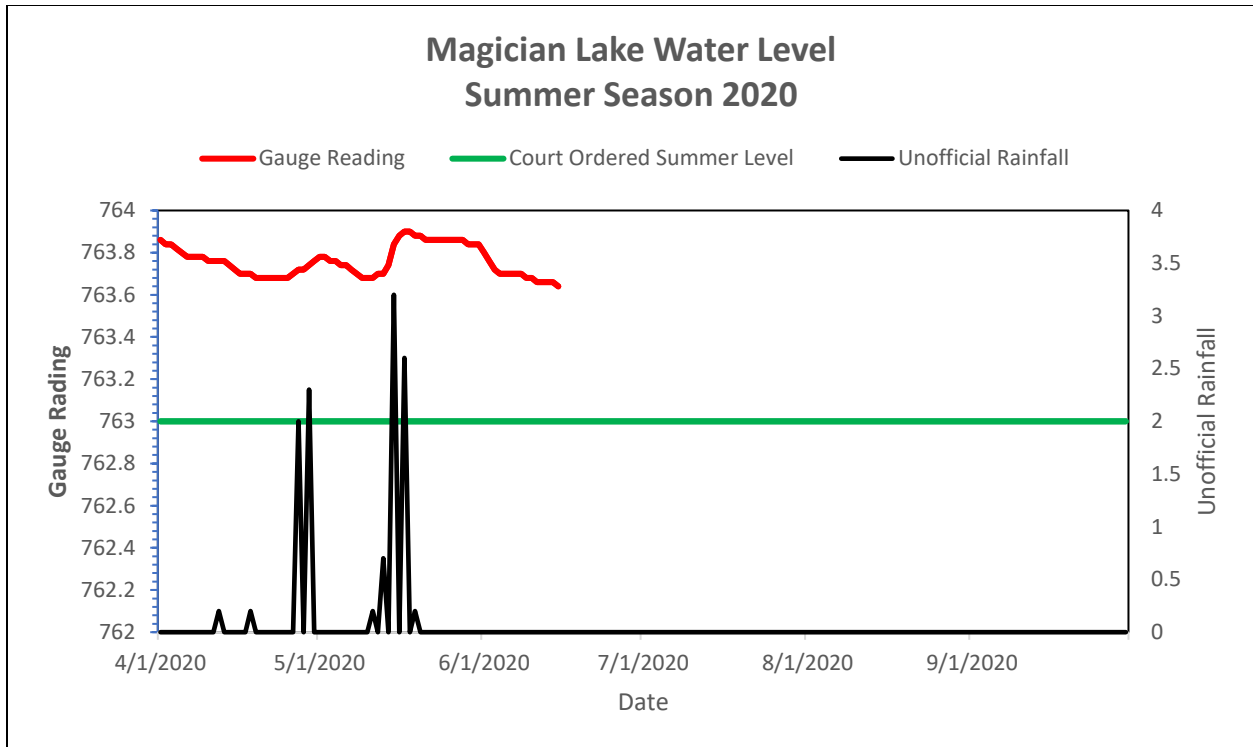
Last time at summer level Aug. 19 2014  
 Last time board was lowered, 1st of April, 2015 for 4 days





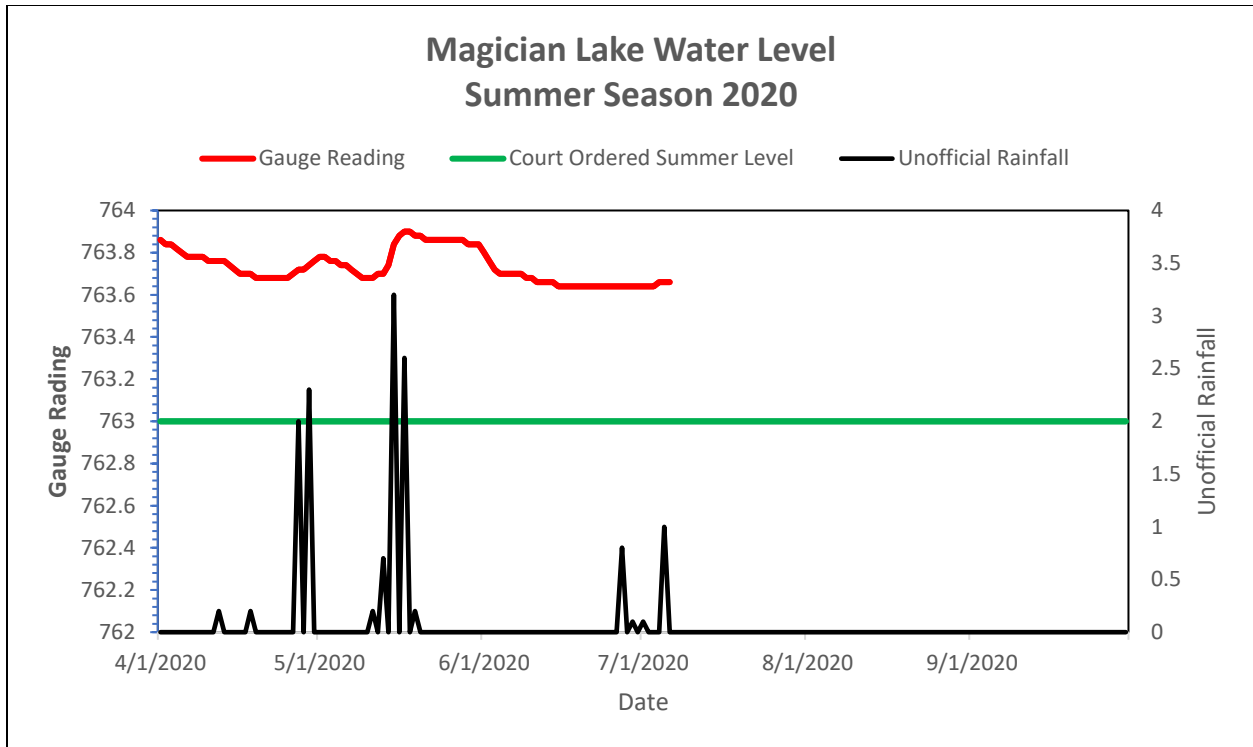
<b><u>2020 Summer Season</u></b>	Actual Reading	Difference from Summer Level in feet	Difference in inches
Maximum	763.9	0.9	10.8
Minimum	763.68	0.68	8.16
Average	763.76	0.76	9.2
Number of Days at or below court ordered level of 763	0	Unofficial rainfall (Summer only)	11.6

Last time at summer level Aug. 19 2014  
 Last time board was lowered, 1st of April, 2015 for 4 days



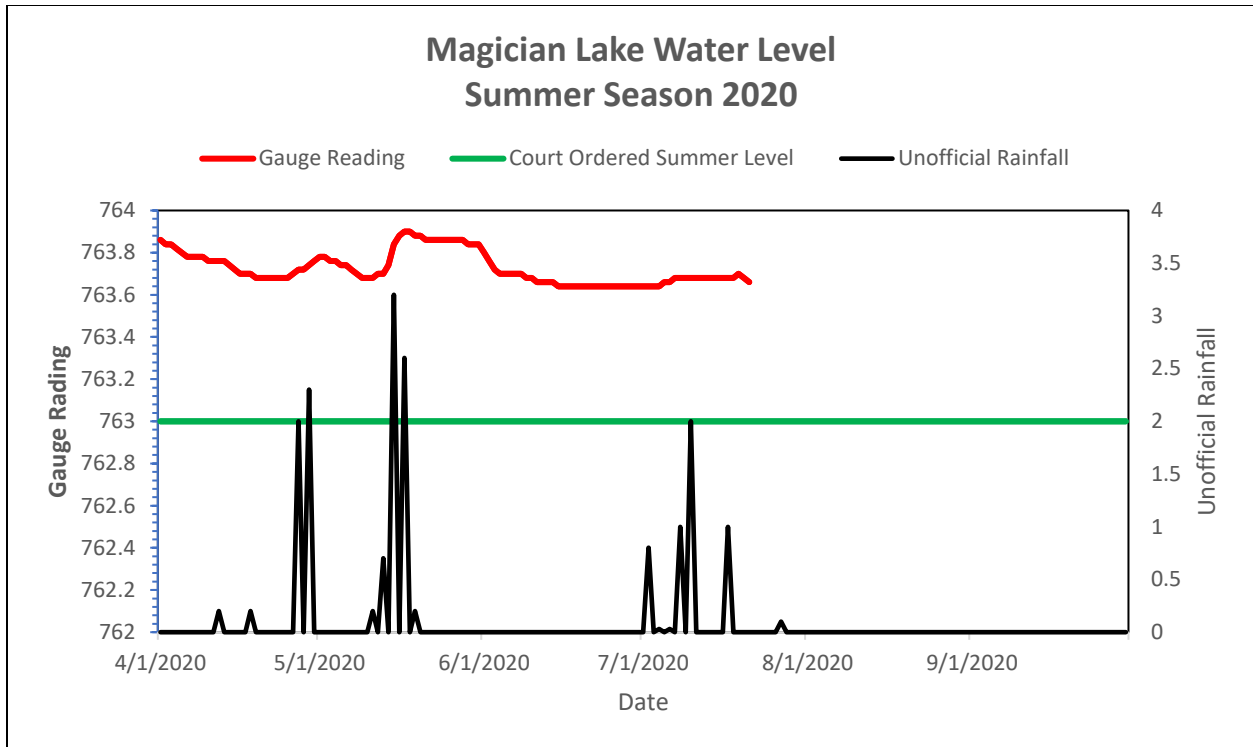
<u>2020 Summer Season</u>	Actual Reading	Difference from Summer Level in feet	Difference in inches
Maximum	763.9	0.9	10.8
Minimum	763.64	0.64	7.68
Average	763.75	0.75	9.1
Number of Days at or below court ordered level of 763	0	Unofficial rainfall (Summer only)	11.6

Last time at summer level Aug. 19 2014  
 Last time board was lowered, 1st of April, 2015 for 4 days



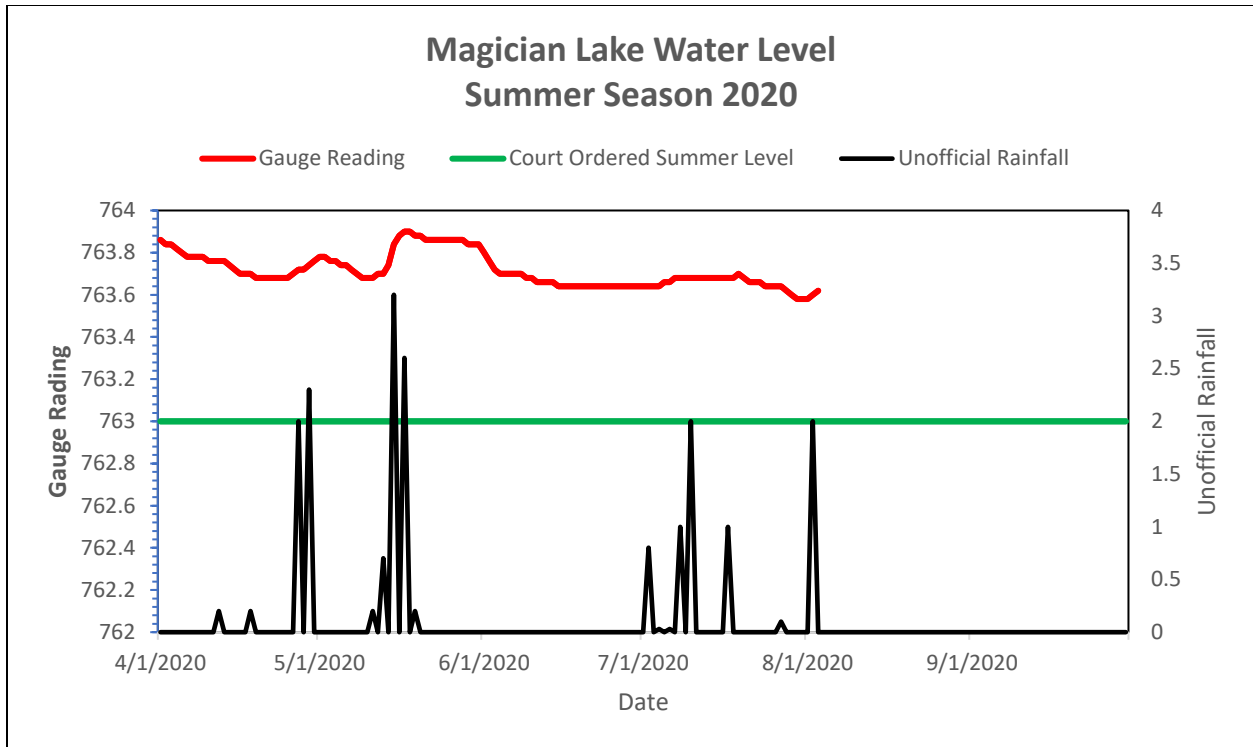
<u>2020 Summer Season</u>	Actual Reading	Difference from Summer Level in feet	Difference in inches
Maximum	763.9	0.9	10.8
Minimum	763.64	0.64	7.68
Average	763.73	0.73	8.8
Number of Days at or below court ordered level of 763	0	Unofficial rainfall (Summer only)	13.6

Last time at summer level Aug. 19 2014  
 Last time board was lowered, 1st of April, 2015 for 4 days



<u>2020 Summer Season</u>	Actual Reading	Difference from Summer Level in feet	Difference in inches
Maximum	763.9	0.9	10.8
Minimum	763.64	0.64	7.68
Average	763.72	0.72	8.7
Number of Days at or below court ordered level of 763	0	Unofficial rainfall (Summer only)	16.56

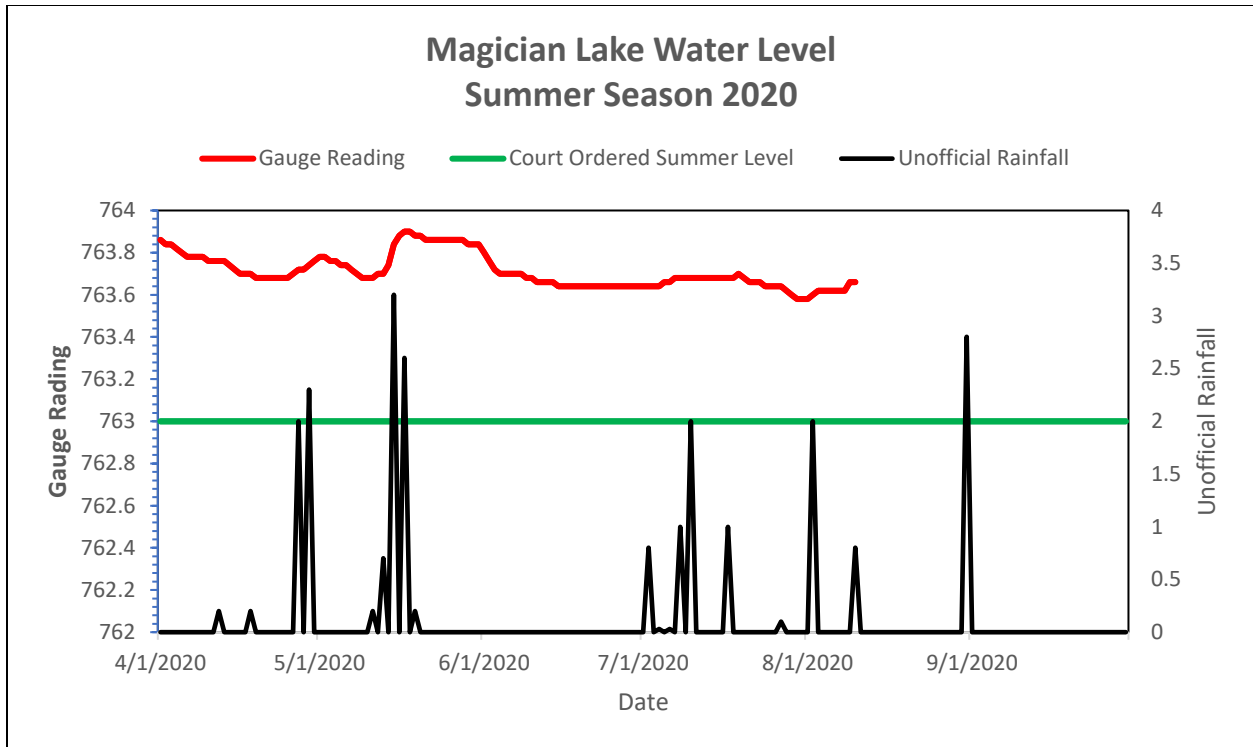
Last time at summer level Aug. 19 2014  
 Last time board was lowered, 1st of April, 2015 for 4 days



<b><u>2020 Summer Season</u></b>	Actual Reading	Difference from Summer Level in feet	Difference in inches
Maximum	763.9	0.9	10.8
Minimum	763.58	0.58	6.96
Average	763.71	0.71	8.5
Number of Days at or below court ordered level of 763	0	Unofficial rainfall (Summer only)	18.56

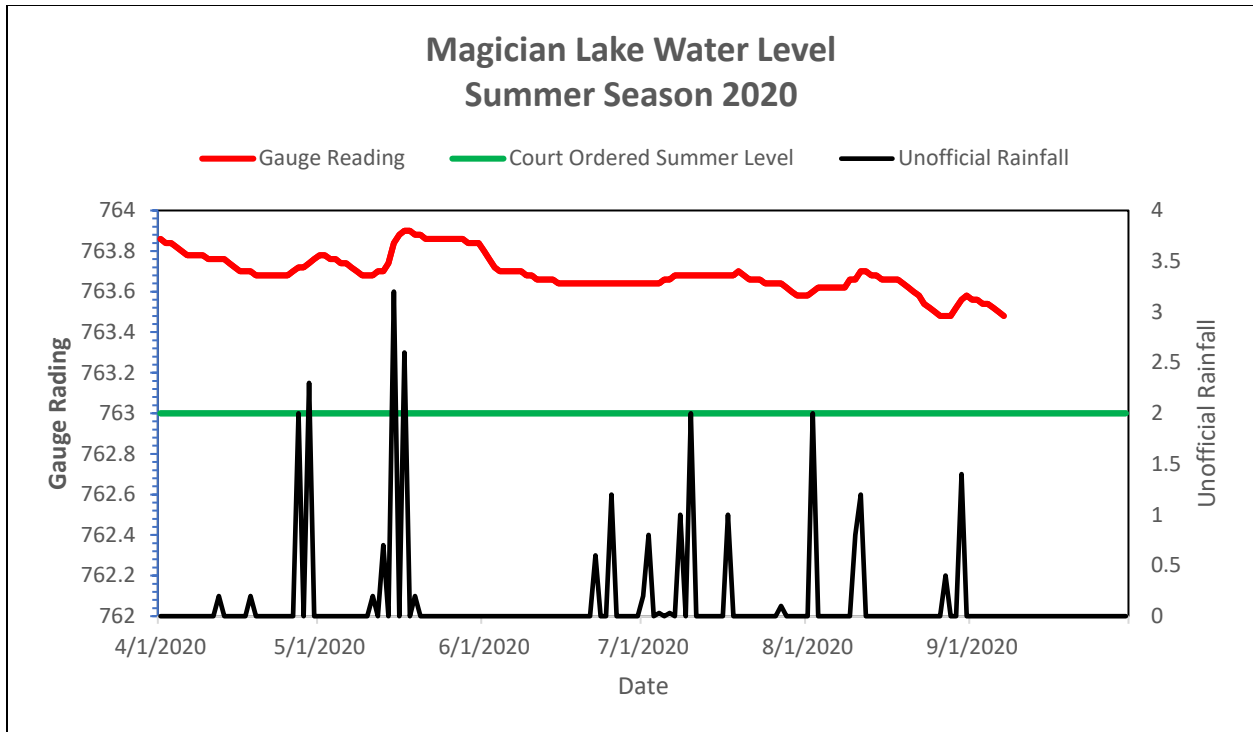
Last time at summer level Aug. 19 2014  
 Last time board was lowered, 1st of April, 2015 for 4 days

Bill Kroepel



<b><u>2020 Summer Season</u></b>	Actual Reading	Difference from Summer Level in feet	Difference in inches
Maximum	763.9	0.9	10.8
Minimum	763.58	0.58	6.96
Average	763.71	0.71	8.5
Number of Days at or below court ordered level of 763	0	Unofficial rainfall (Summer only)	22.16

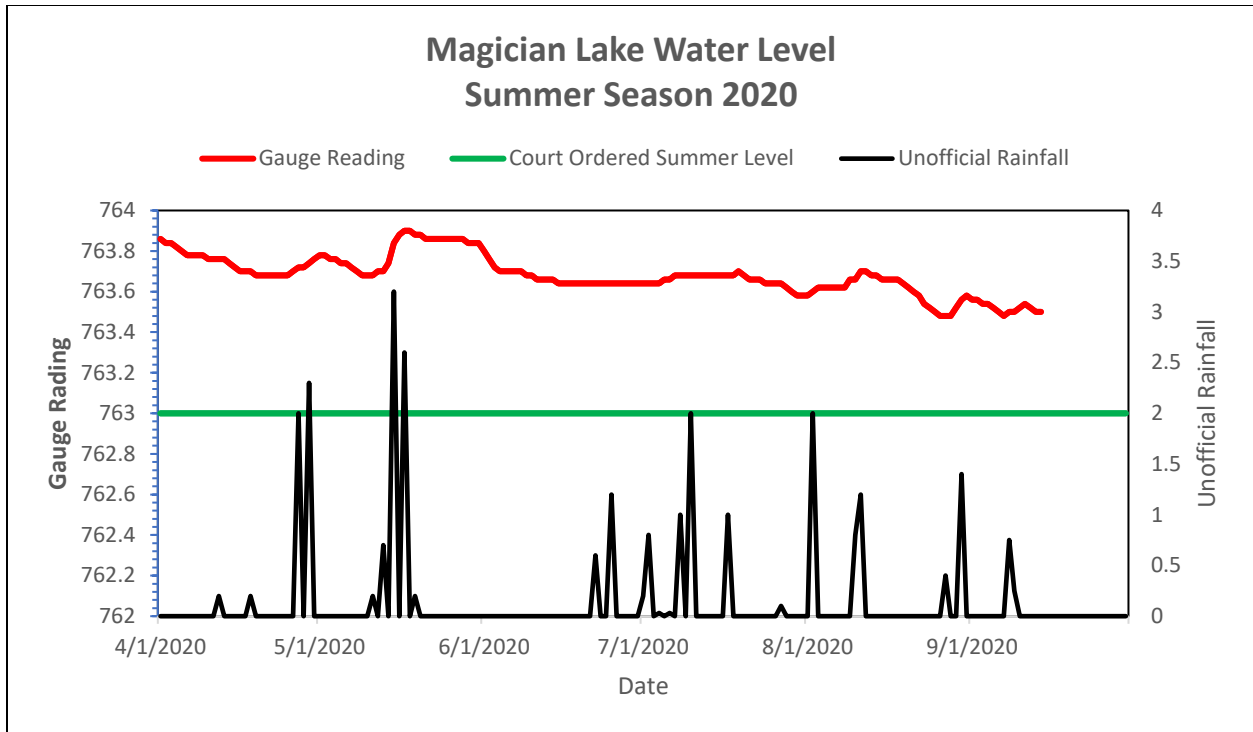
Last time at summer level Aug. 19 2014  
 Last time board was lowered, 1st of April, 2015 for 4 days



<u>2020 Summer Season</u>	Actual Reading	Difference from Summer Level in feet	Difference in inches
Maximum	763.9	0.9	10.8
Minimum	763.48	0.48	5.76
Average	763.68	0.68	8.2
Number of Days at or below court ordered level of 763	0	Unofficial rainfall (Summer only)	24.36

Last time at summer level Aug. 19 2014

Last time board was lowered, 1st of April, 2015 for 4 days

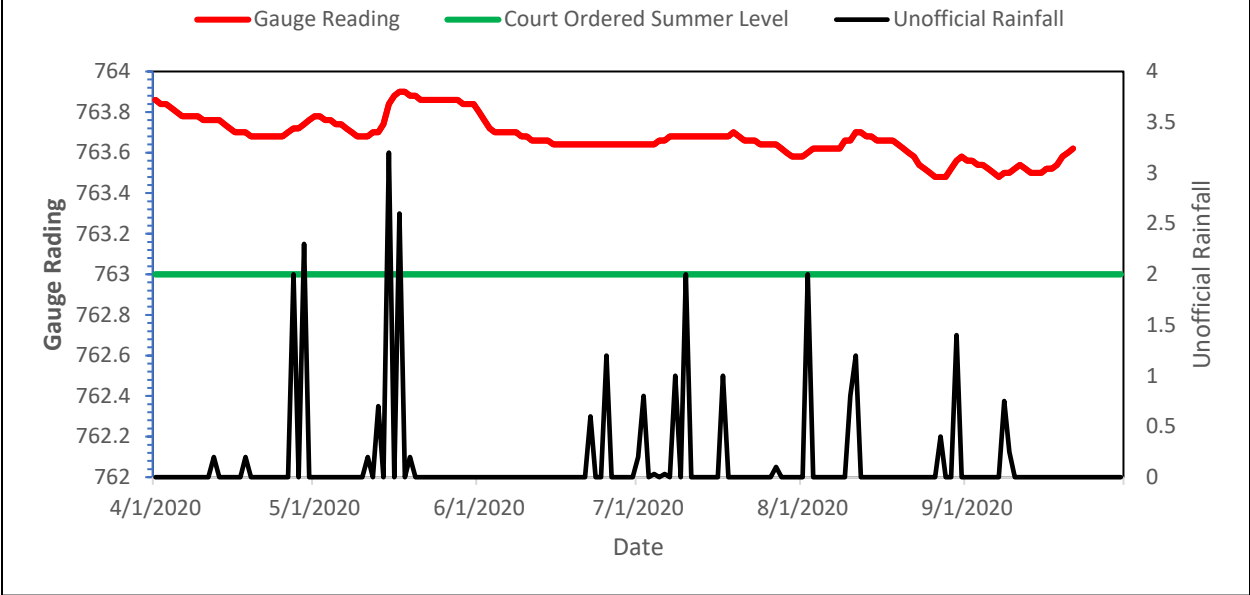


<u>2020 Summer Season</u>	Actual Reading	Difference from Summer Level in feet	Difference in inches
Maximum	763.9	0.9	10.8
Minimum	763.48	0.48	5.76
Average	763.68	0.68	8.1
Number of Days at or below court ordered level of 763	0	Unofficial rainfall (Summer only)	25.36

Last time at summer level Aug. 19 2014  
 Last time board was lowered, 1st of April, 2015 for 4 days



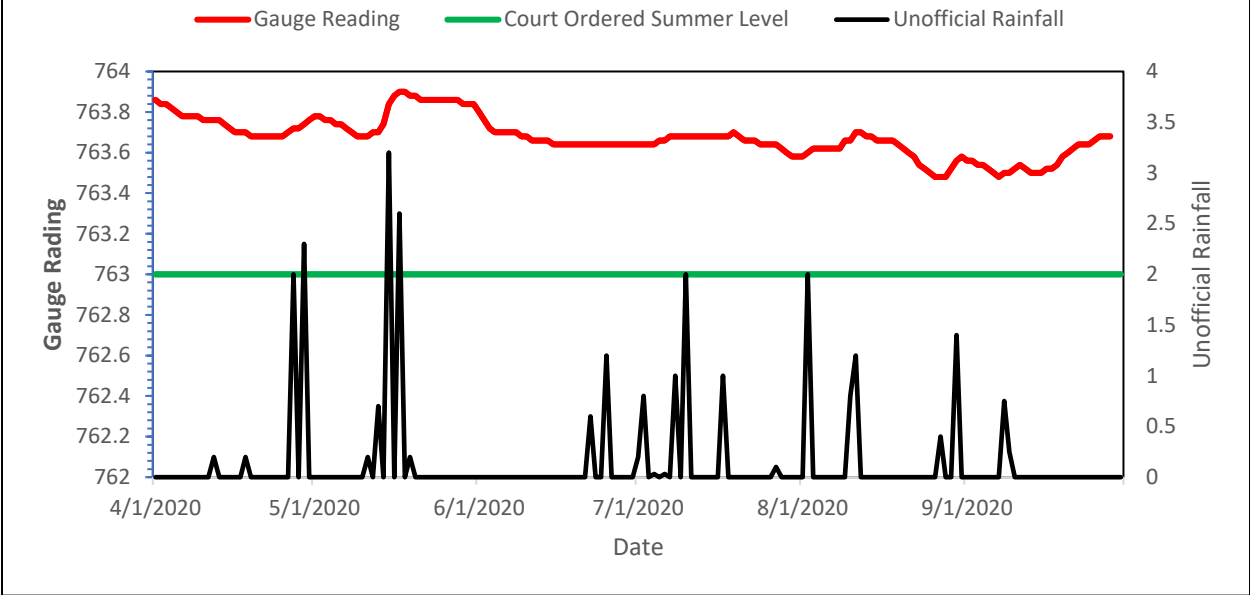
### Magician Lake Water Level Summer Season 2020



<u>2020 Summer Season</u>	Actual Reading	Difference from Summer Level in feet	Difference in inches
Maximum	763.9	0.9	10.8
Minimum	763.48	0.48	5.76
Average	763.67	0.67	8.1
Number of Days at or below court ordered level of 763	0	Unofficial rainfall (Summer only)	25.36

Last time at summer level Aug. 19 2014  
 Last time board was lowered, 1st of April, 2015 for 4 days

### Magician Lake Water Level Summer Season 2020



<u>2020 Summer Season</u>	Actual Reading	Difference from Summer Level in feet	Difference in inches
Maximum	763.9	0.9	10.8
Minimum	763.48	0.48	5.76
Average	763.67	0.67	8.1
Number of Days at or below court ordered level of 763	0	Unofficial rainfall (Summer only)	25.36

Last time at summer level Aug. 19 2014  
 Last time board was lowered, 1st of April, 2015 for 4 days